



Innovative  
drinking  
technology



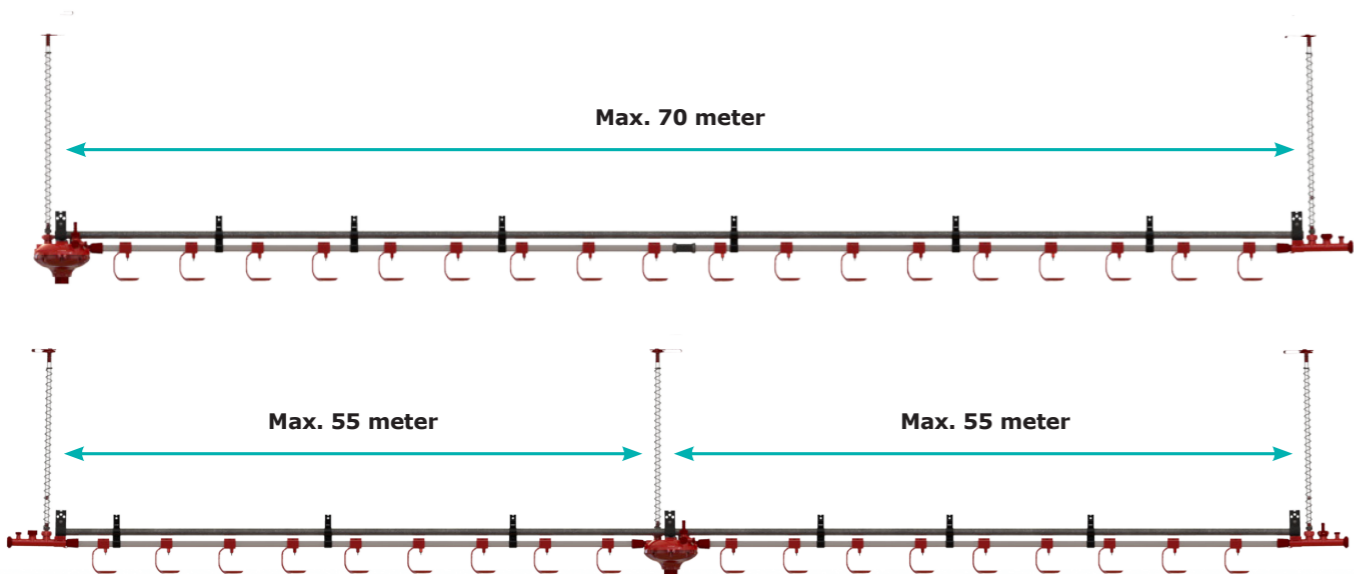
Innovative  
drinking  
technology

Layout recommendations

Number of lines per house				
House width	8-10 mtr	10-12 mtr	12-15 mtr	15-20 mtr
Drinking lines	3	4	5	6

Number of nipples each line				
Per 3,03 meter	10	12	15	20

\* The number of nipples is dependent on the quantity and type of poultry and the number of drinking lines.



\*\* If using a light-/waterprogramme the length of the drinking line has to be reduced by at least 1/3.



**Impex Barneveld B.V.**  
Industrial park 'De Harselaar' West  
Harselaarseweg 129, 3771 MA Barneveld - Holland  
P.O. Box 20, 3770 AA Barneveld - Holland

Phone: +31 (0)342 416 641  
Fax: +31 (0)342 412 826  
E-mail: info@impex.nl

# Nipple drinking systems

## Impex drinking systems

### How the system works

The main water supply is the water source of the drinking system. Water pressure is reduced to about 1.5 - 2 bar by a main pressure reducer with a combined or separate filter. The water at reduced pressure flows through a water meter where the water consumption can be read. Hereafter the water can be directed through an optional medicine proportioner to add medicine and/or vitamins to the water. The filtered water is directed by a pipe system to the pressure regulator of each individual drinking line. The pressure regulator enables low pressure for optimal nipple and (drink)cup drinker functioning. The pressure is set by the pressure regulator and can be verified by the water level in the air outlet set. The water is now available to the birds from the nipples or (drink)cups.

### The drinking system

In our factory the poultry nipples are mounted in four standard nipple distances in a square PVC tubing in 3.03 m lengths. (The quantity of nipples is dependent on the quantity and type of poultry and the number of drinking lines.) The nipple tubing is connected by special fastening brackets to the stabilizing pipe or aluminium profile. The nipple lines are suspended by a winch system with hanging points at 3 m intervals.

Impex closed water drinking systems are suitable for various types of poultry: broilers, layers, pullets, parent stock and free-range birds.

### Advantages of closed water drinking systems:

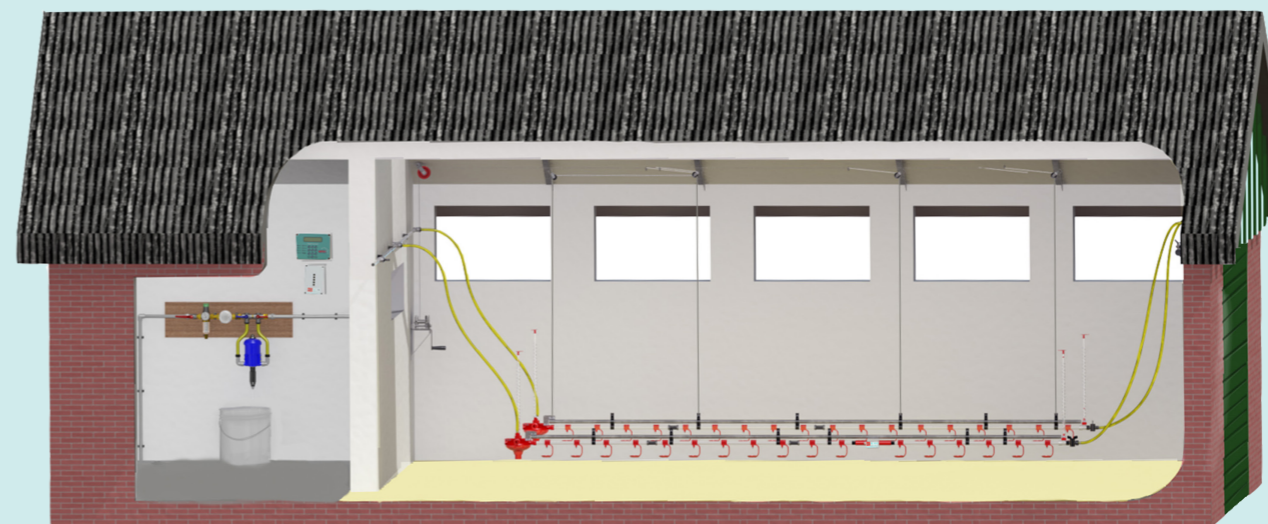
- Optimal hygiene;
- Better water temperature ;
- Minimal water wastage;
- Easy to clean;
- Little maintenance;
- Always enough watering points;
- Optimal supply of medication and additives;
- Dry manure;
- Lower humidity, less ammonia.

### Nipple drinking systems with drip cup

The nipples of these systems are designed for broilers, layers, rearing and parent stock. As the water supply is higher, a drip cup is needed to catch the spilling water of the birds.

### Nipple drinking systems without drip cup

The nipples of these systems are designed for broilers and ducks. They are closed by both a stainless steel ball and pin in s/s seatings. As the water supply is low, no drip cup is needed.



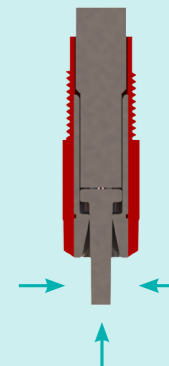
### I-Classic poultry nipples

These nipples are specially designed for poultry from the age of approximately 16 weeks and older and for birds that are used to drink from nipple drinkers. These nipples are precision-made so that the water supply is enough, but not too much when the birds activate the nipple. The nipples have a 180° movable pin. All nipples are made entirely of high-quality stainless steel and some with a Delrin (POM) outer body. These nipples are suitable for especially layers and parentstock.



### I-Flex poultry nipples

The Impex Flex nipples guarantees easy water access because of its 360° side-action pin. The water supply of these nipples is just sufficient in every stage of the birds life, as a result of its precision-manufacturing. All nipples are made entirely of high quality stainless steel and some with a Delrin outer body. These nipples are especially suitable for broilers, rearing and layers.



POULTRY NIPPLES

### Water control unit

For optimal use of the drinking system a water control unit is recommended. A water control unit consists of a filter combination for reducing and filtering of the water and a water meter mounted on a water resistant panel. It is possible to connect a medicament proportioner and digital display with reset for an accurate digital reading of water consumption. At least one water filter per poultry house is required.

### I-Flow pressure regulators with end air outlet

The I-Flow pressure regulator can be used as a begin or middle pressure regulator. The selection of mounting clamps make the I-Flow suitable for various drinking systems.

Flushing the system is easy. The built-in flushing set is switched on or off either manually with a ball valve or automatically. With automatic operation, an actuator with coil is mounted on the top of the built-in solenoid valve, which is controlled by the I-Control flush computer.

### I-Control automatic flushing system

Fresh and clean water is essential for healthy birds. The flushing of drinking systems contributes to the supply of optimal clean water with a better temperature. The I-Control indicates how many times the drinking line has been flushed and the amount of water used, up to 7 days previously. It is easily adjustable to meet individual needs, such as, maximal flushing times per day, hours between flushing and flushing related to pollution and temperature.

The I-Control has standard programs to flush broiler, rearing and layer houses. These programs can be adjusted to meet individual requirements. The alarm function gives a warning, for example, when the maximal times of flushing per day has been reached.

An additional characteristic is the option to flush and fill all the drinking lines at once. This is ideal for adding vitamins and medicines to the drinking water as the first and the last nipple of the drinking line maintain the same amount of concentration.





### Impex Biofilm detection sensor

Clean drinking water is essential for optimal hygiene in poultry management. The Impex dirty water detection sensor continually monitors drinking water quality, 24 hours a day, 7 days a week. This patented light sensor measures the cloudiness of the drinking water as well as sediment in the drinking water line. With continual information on the drinking water quality, the drinking water system is flushed when required for the optimal supply of clean water.



### Anti-perch systems

Anti-perch systems prevent birds from sitting on the drinking line. Used for rearing, layers, parent stock and free range birds and in systems with stabilization tubing. There is a choice of two types: Electric shock controller with anti-perch wire and double anti-perch wire system.



Water

controlled by Impex